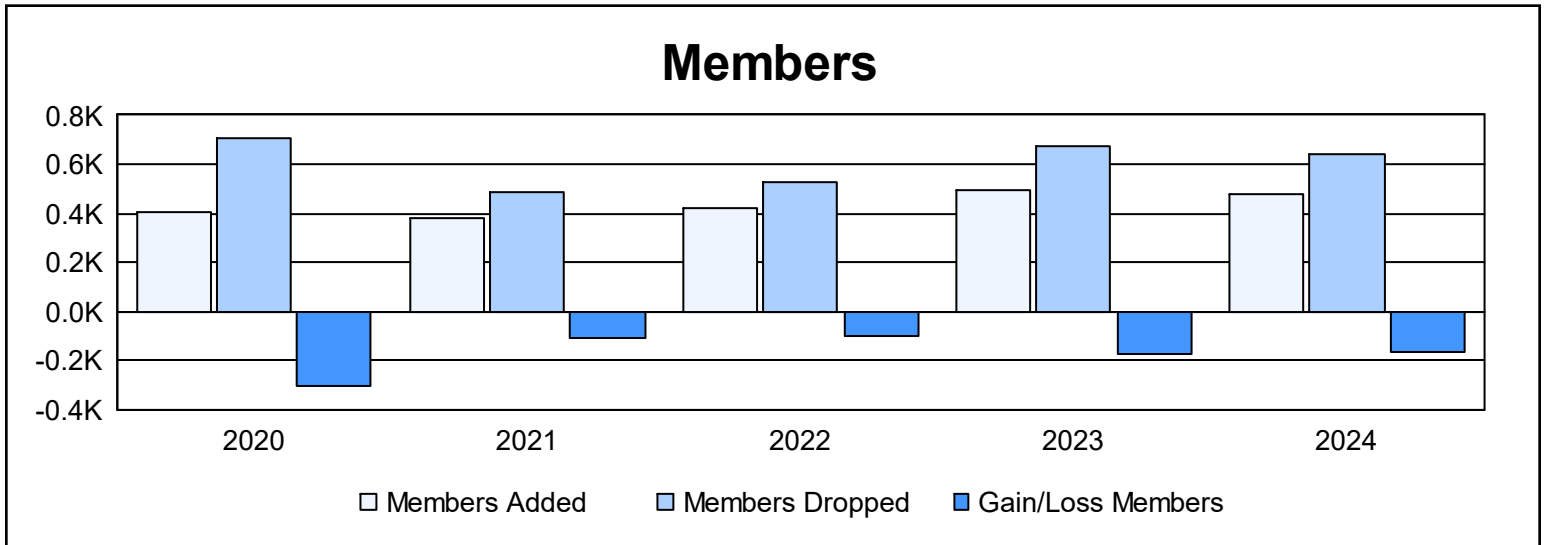
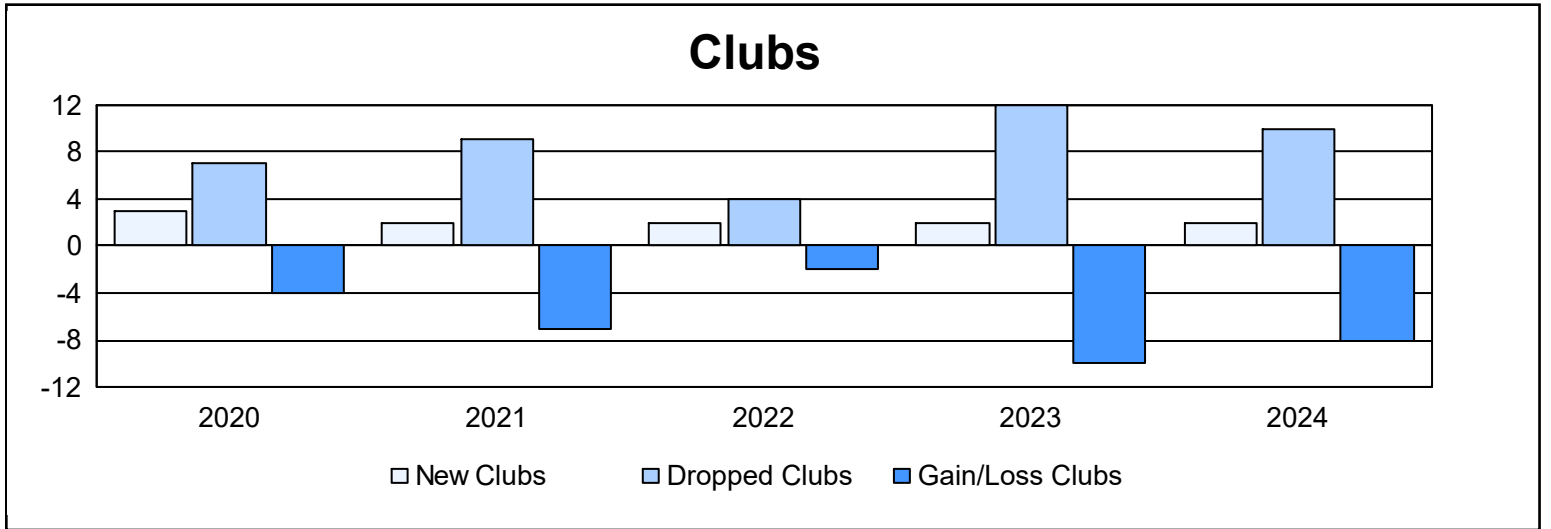
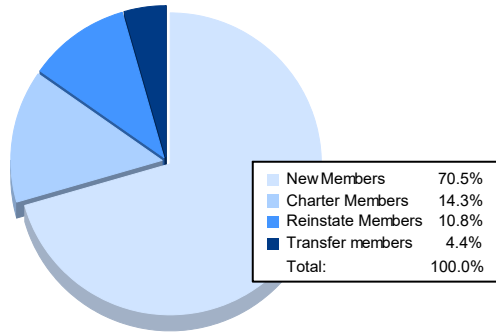


| Year | New Clubs | Dropped Clubs | Gain/ Loss Clubs | New Members | Charter Members | Reinstate Members | Transfer Members | Total Member Added | Total Members Dropped | Gain/ Loss Members |
|----------------|-----------|---------------|------------------|-------------|-----------------|-------------------|------------------|--------------------|-----------------------|--------------------|
| 2019-2020 | 3 | 7 | -4 | 249 | 78 | 60 | 20 | 407 | 707 | -300 |
| 2020-2021 | 2 | 9 | -7 | 247 | 54 | 60 | 19 | 380 | 485 | -105 |
| 2021-2022 | 2 | 4 | -2 | 320 | 45 | 52 | 7 | 424 | 524 | -100 |
| 2022-2023 | 2 | 12 | -10 | 404 | 58 | 22 | 14 | 498 | 675 | -177 |
| 2023-2024 | 2 | 10 | -8 | 339 | 69 | 52 | 21 | 481 | 643 | -162 |
| Average | 2 | 8 | -6 | 312 | 61 | 49 | 16 | 438 | 607 | -169 |



Membership Composition June 2024 Cumulative



Gender Composition June 2024 Cumulative

